

C&S
seating



**postural
control for
disability**

About C&S Seating

C&S Seating Limited has been providing postural control for disabled people since 1991. The supply of positioning rolls evolved through a need for effective posture management and the range developed as demand grew.

Further expansion saw the addition of the Alternative Position Support, now generally known as the APS, and the company continued to address the requirements of our customers and therapists by developing the Knee and Leg Support. All our products are designed and developed to aid basic postural management.

All materials have been tested to European and UK flammability standards, BS EN ISO 12952 parts 1-2. The tests demonstrate that the burning characteristics meet the requirements for a smouldering cigarette and a small open flame, such as a match. All products carry a CE Mark.

**C&S Seating Limited****Phone** 01424 853331**Fax** 01424 854018

info@cands-seating.co.uk

www.cands-seating.co.uk

Offerfair Business Park
Ground Floor Front Office
12-14 Maunsell Road
Castleham Industrial Estate
St Leonards on Sea
East Sussex TN38 9NN



Certificate No:06642021



Made in UK

The C&S Product Range

Our range of products has been designed to assist in the control of the posture when lying down, for use by people with little or no ability to change position independently.

page 5



Log Rolls

Log rolls are available in a choice of 3 sizes and 2 cover materials: Waterproof and Soft Knit.

page 6



T Rolls

T Rolls are available in a choice of 6 sizes and 2 cover materials: Waterproof and Soft Knit.

page 8



Inflatable T Rolls

Ideal for occasional use and holidays. Available in 2 sizes and supplied with pump and repair patch. A Soft Knit cover can be purchased if required.

page 10



Alternative Positioning Supports

Designed for use where more control of the abducted lower limbs is required than can be provided by the T Roll or the Log Roll.

page 12



Knee & Leg Supports

Available in a choice of two sizes. This design provides a more gentle form of support for those who are unable to use or tolerate our existing range of positioning rolls.

Choice Of Covering Materials

Following popular demand, we have introduced a new range of Soft Knit covers, which are machine washable, softer and available in a selection of bright colours.

SOFT KNIT material which offers more comfort, is machine washable and is available in five colours: lime green, orange, pink, purple and our latest colour royal blue (right).



WATERPROOF TITEX dark blue fabric (right), which is latex-free, soft to the touch and easy to wipe clean.



Introducing Positioning Aids

When you are introducing your client to a new piece of equipment it is usually advisable to do this gradually. The “new shoes” approach of a little and often is a good regime to adopt.

Advice On Choosing Your Product

- 1 Have you taken professional advice?
- 2 Have you got the correct size aid?
- 3 Is there enough knee extension for the knee to rest on the aid?
- 4 How often and where is the positioning aid to be used?
- 5 Are there any known allergies or intolerance of any of the materials used in the positioning aid?


Notes on Use

- We recommend that the layperson seeks appropriate professional guidance for selection and use.
- The T Rolls and the Knee & Leg Support used in the supine lying position are NOT recommended where severe knee flexion contractures exist, or in any situation where supine lying may be contra-indicated, for example where there is a risk of aspiration. In these situations, side lying is usually the position of choice.

Correct Use Of Products

Our products are designed for use with people who have little or no ability to change position by themselves. Correct use will help in the prevention of contractures, deformity and pressure ulcers and in the control of spasticity. They are comfortable to use in most cases and may relieve associated back pain.

The rolls are essentially a static means of control and may not be appropriate when used with restless individuals.



Further Reading

Severe and Complex Neurological Disability
Management of the physical condition. *By Pauline M Pope*
2007 Elsevier Ltd.

Exercise For People With MS
By Liz Betts
2004 Multiple Sclerosis Trust
ISBN 1-904156-05-3

Night Time Positioning for People with Multiple Sclerosis
By Pauline M Pope
News from MS Trust
October 2007
Volume 11 Part 4
ISSN 1466-559X

Log Rolls

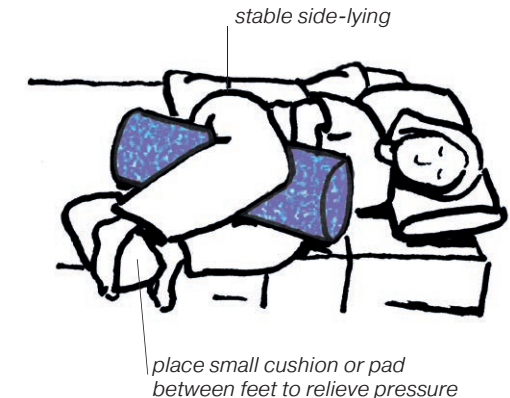
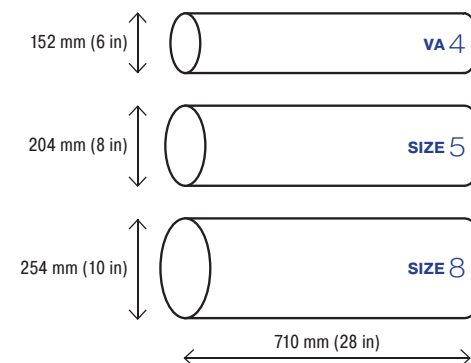
These rolls are primarily, but not exclusively, designed to align and stabilise in side lying. Side lying is frequently the preferred posture. It is also the position of choice where significant knee flexion contractures exist.



Position Guide

A pillow tucked in behind the trunk prevents rolling backwards (see positioning poster). Loaded tissues can be relieved by altering position side-to-side, keeping the roll in place.

Choose Your Size



T Rolls

The T Rolls are used primarily, but not exclusively, to control posture and position of the body in supine lying. Choosing the correct size of roll is important. Size will depend on the height of the client and range of movement at hips and knees.



see page 3 for the range of materials available

Guidelines For Selecting The Correct Diameter



SMALL 152mm (6in) diameter. Small adult or child in cases of significant contracture.

SIZE 1 & 1XL



MEDIUM 204mm (8in) diameter. Suitable for average adults.

SIZE 2 & 6



LARGE 254mm (10in) diameter. Suitable for a tall adult over 1.78m (5ft 10in).

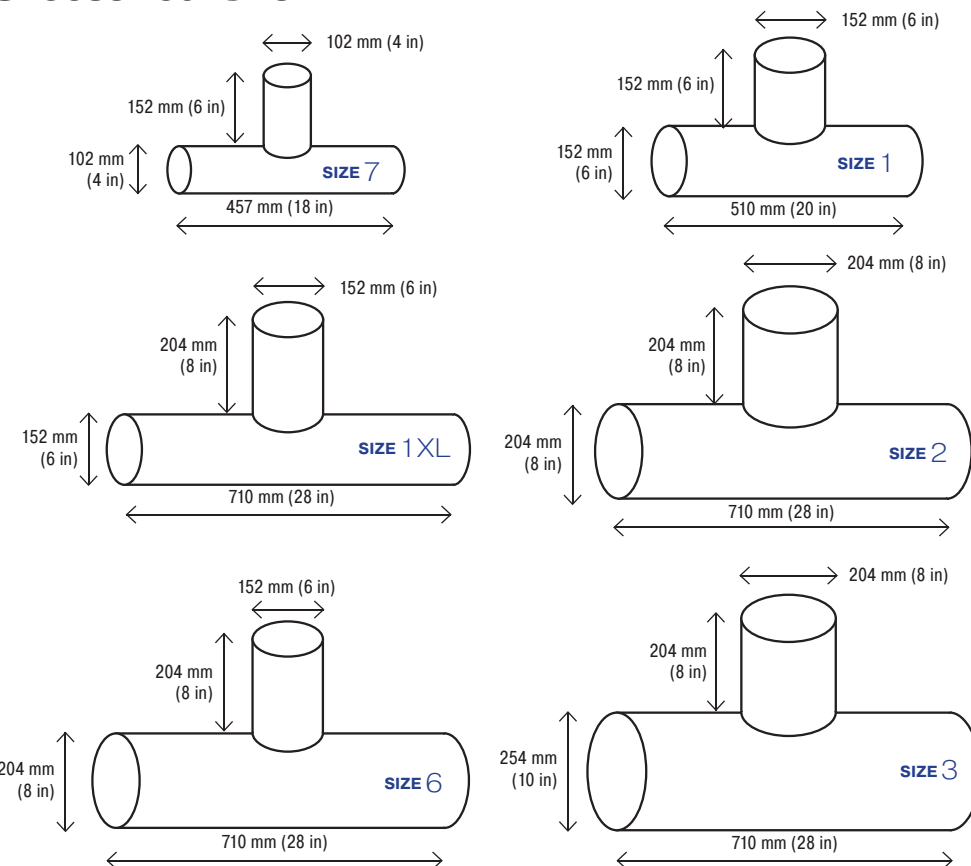
SIZE 3

Position Guide

See positioning poster for more details.



Choose Your Size



Inflatable T Rolls

Designed for short term use only! When travelling or away from home or possibly as an Aqua Therapy aid our inflatable T Roll is the ideal solution to providing the postural control required. For long term use please choose from our range designed for this purpose.



Design Features

The roll seams are heat-welded for strength and air tightness.

This roll is made of durable and hard-wearing material. But in case of accidental damage, from a sharp object, a puncture repair kit is supplied.

The material has been tested to EU and UK flammability standards BS EN ISO 12952 parts 1-2. The test demonstrates that the burning characteristics meet the requirements for smouldering cigarette and small open flame, such as a match.

Using Coverings

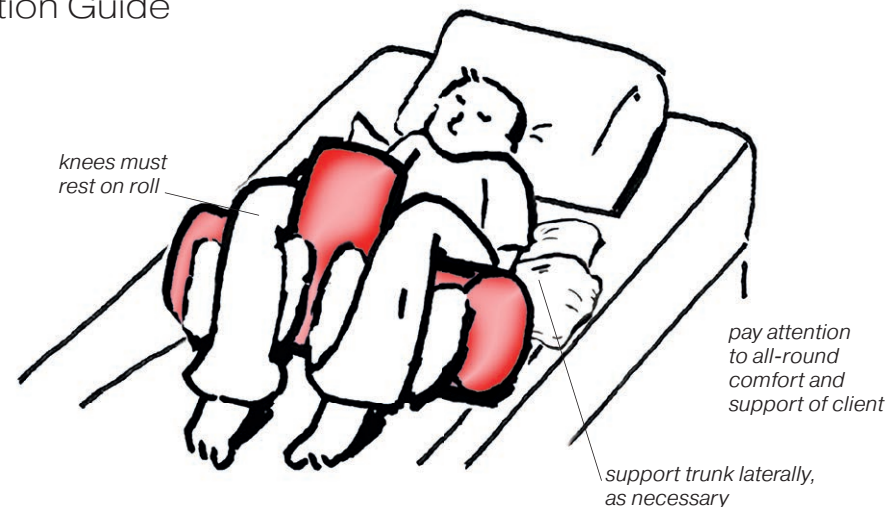
If a Soft Knit cover is used with the standard T Roll, then providing the size is similar to the Inflatable Roll, it can be used with the Inflatable Roll to provide the same soft texture and feel for comfort.



The Pump

The pump is light weight and can be used either by hand or foot. The pump is very compact and compresses to a small size for travelling – see opposite for sizes.

Position Guide



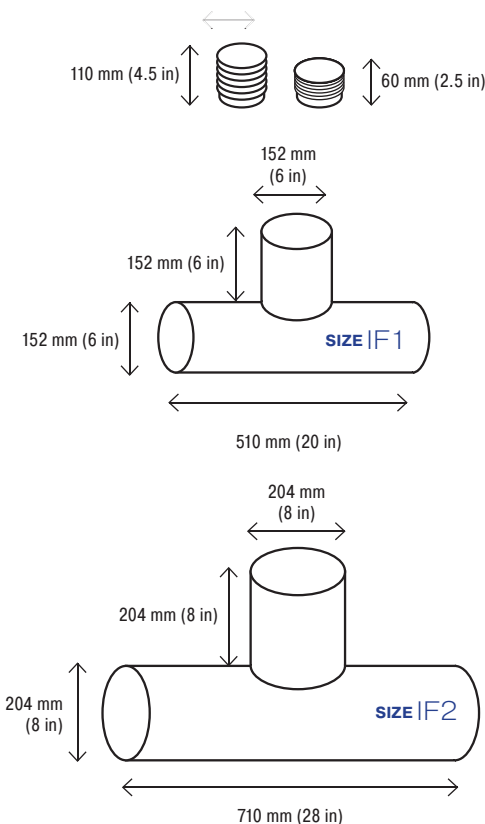
Aqua Therapy Aid **IMPORTANT**

This product has not been designed specifically as an aqua therapy aid, however some therapists have found our Inflatable T-rolls useful for stabilising position in the water, and for pre/post therapy.

- We recommend that a full risk assessment is undertaken before using our Inflatable T-Rolls as aqua therapy aids.
- Our Inflatable T-Rolls are not buoyancy or lifesaving aids and should not be used as such. Appropriate safety equipment should always be used alongside our Inflatable T-Rolls.
- Never leave a child or vulnerable person alone in the water when using an inflatable T-Roll. Full supervision is required at all times.
- Our Inflatable T-Rolls are not toys and should never be used for recreational use such as busy public swimming pools, wave machines, flumes or inflatable fun etc.

Storage

Ensure the Inflatable T-Roll is completely dry before folding away and storing. This will reduce the risk of weak areas and stress splits to the seams.



Alternative Positioning Supports

The Alternative Positioning Support (APS) is recommended for use where more control of the abducted lower limbs is required than can be provided by the T Roll or Log Roll. or for reasons when the T Roll is not appropriate or acceptable, for example with limited abduction.



Adjustment

If greater control of abduction is required, the additional pads provided with the pommel may be used to decrease the width between the side supports effectively increasing alignment of the lower limbs.

APS Assembly

Widths can be adjusted as required, using removable pads – see below.

The APS is a unique product, designed and produced by C&S Seating.



APS frame with no pads added

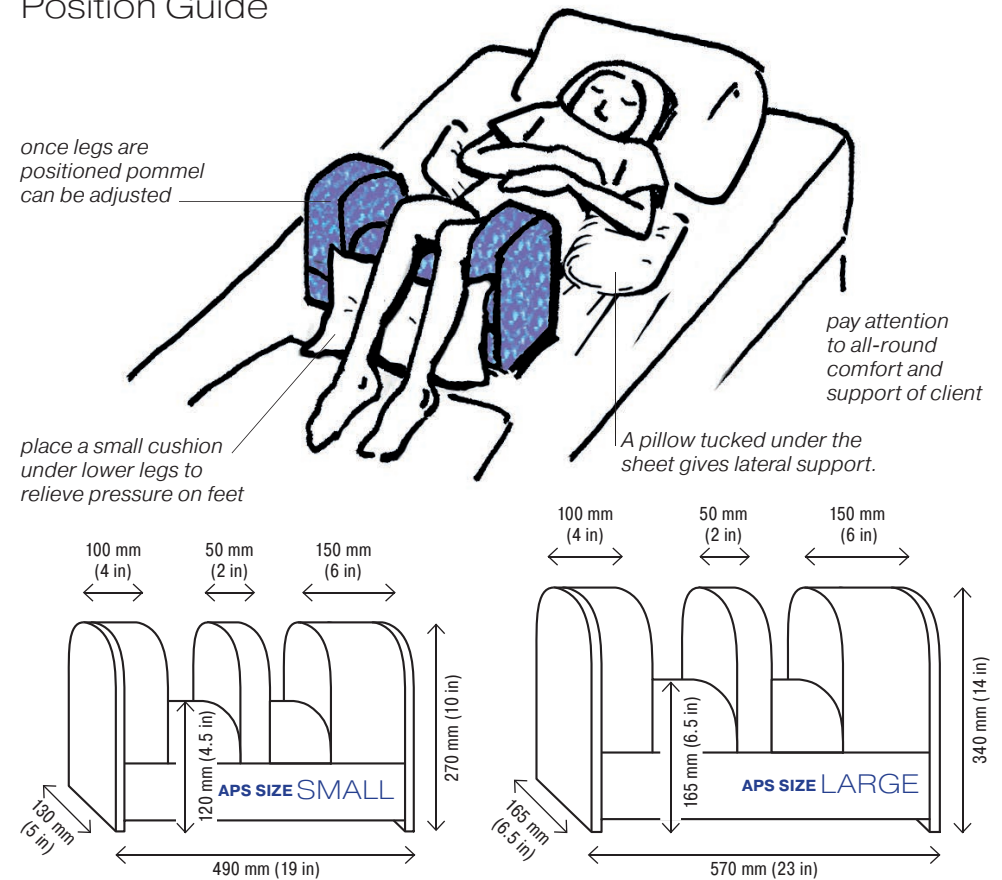


APS frame with leg support added



Leg support with end pads added

Position Guide



Using The APS With An Air Flow Pressure Mattress

We do not recommend the APS to be used with an air flow pressure mattress due to the risk of potential irregular weight distribution. Use is at care givers discretion following a risk assessment and a thick towel or equivalent should be placed under the APS and any deflation to the mattress monitored closely. If deflation is detected the APS should be removed immediately.



Leg support with ends and the pommel added



Leg support with ends and one pad added



Complete APS with all pads added.

Knee & Leg Positioning Supports

The latest addition to our range of posture control products has been developed as a result of users' feedback. As with all of our products we recommend that the lay person seeks appropriate professional guidance for selection and use.



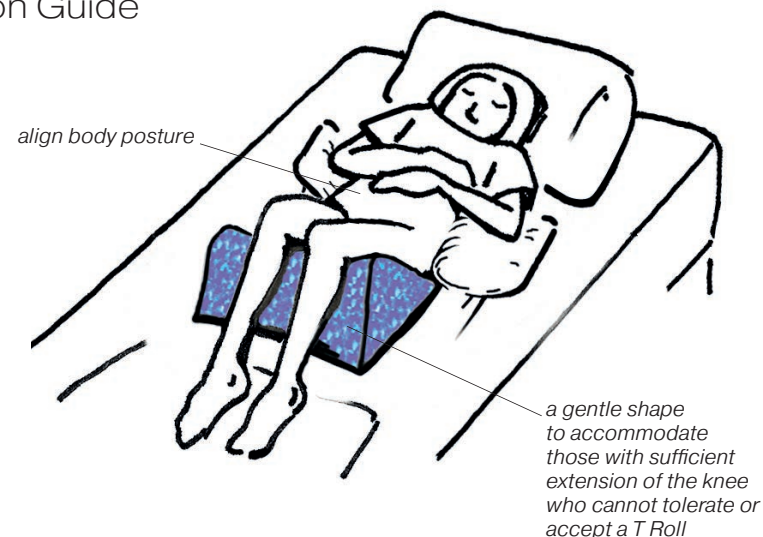
Design Features

The design provides a more gentle form of support for the lower limbs in supine lying for those people who are unable to use or tolerate our other products of postural control equipment.

Notes On Use

This product requires significant knee extension for the legs to rest on the support.

Position Guide



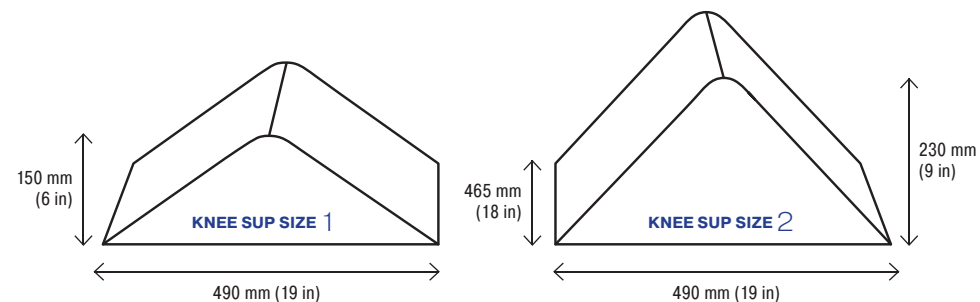
Softer Surface

This support is only available in Waterproof Titex. As this is not an intricate shape, a towel can be used if a softer surface is required.

Extra Cushion Pads

Roll or fold a small towel to use where additional pads or cushions are required.

Choose Your Size



Cleaning & Care


Our products are carefully produced with our end user in mind. The fabrics are user friendly, durable and simple to care for.

Foam Fillings

The foam should not be allowed to become penetrated with any substances. It can be sponged clean but should not be immersed in water.

Drying

Dry at air temperature and ensure the foam is completely dry before covering.



ABOVE Zip is fitted on the end of this APS to aid user and avoid pressure contact.

Waterproof Titex Covers

Cleaning

Superficial dirt on the surface may be removed by wiping with a soft cloth moistened with hand-hot water and a neutral detergent. More persistent contamination may be removed by wiping with methylated or white spirit followed by hand-hot water and detergent. Abrasive cleaning agents should not be used. See also Washing below.

Hygiene and Disinfection

Cleaning and disinfection may be undertaken on the exterior covering. Proprietary disinfectants may be used provided the manufacturers' instructions are followed.

Washing

The cover may be machine washed at up to 60°C using normal detergents.

Drying

Adequate drying is a crucial factor in the care of the material. Drying may be effected by hanging out, spinning or tumbling at temperatures up to 100°C. Ensure the cover is completely dry on the inside, with no trapped moisture around the seamed joints, before recovering the foam.

Replacement Covers

Replacement covers are available if required.

Soft Knit Covers

Washing

The Cover may be machine washed at 40°C - cool iron, dry cleanable.

Do Not Bleach

Drying

Hanging out to dry, or spin dry.

Do Not Tumble Dry.

Storage

Store in a cool dry area.

Spare Covers

Soft Knit and Waterproof Titex covers are available should replacements or additional covers be required.

Replacing Covers

It is recommended that the cover is turned inside out first. Start by offering the cover to the central pommel before flipping the cover over the central pommel. Gently prise the cover to ensure a good fit. Insert hands into the inverted cover before flipping over one end of the roll, then repeat for the other end.

To aid the fitting of the cover it is sometimes advantageous to place the roll length ways between yourself and a table or worktop so you can use your body weight to slightly compress the roll before flipping the cover over the foam.



ABOVE We take great care to ensure seams are not prominent and that fabric is smooth, to avoid any lines of pressure.

Inflatable Rolls

Cleaning and hygiene disinfection as with Titex cleaning instructions. Wipe dry with a soft cloth. The Inflatable Roll cannot be machine washed. Punctures can be repaired using the supplied repair kit. See the instructions for more details.



RIGHT Store in a cool dry area away from direct sunlight.


Positioning In Bed

For the non-ambulant person with neurological impairment. A more detailed A3 poster is also available on request.

Log Rolls

Loaded tissues can be relieved by altering position side-to-side, keeping roll in place.

place small cushion or pad between feet to relieve pressure



Knee & Leg Support *

The design provides a more gentle support for those people who are unable to use or tolerate our existing range of postural control equipment, i.e. T Roll, Log Roll and the Alternative Positioning Support.



T Rolls *

The Log Roll is used to stabilise posture in side lying. The T Roll is used to control position of the body in supine lying.



Alternative Positioning Supports *

With the introduction of the Small APS the two models have sufficient flexibility in adjustment to be able to meet the requirements of all ages and sizes of users.



use where more control of the abducted lower limbs is required than can be provided by the T Roll or Log Roll

* NOT recommended where severe knee flexion contractures prevent the knee from resting on the support

Expected Lifetime of Product

How often should you replace your equipment?

We provide postural control products that continue to meet and exceed the requirements and expectations of our customers. We achieve this by adhering to effective manufacturing processes developed from years of experience and our ISO 9001 Quality Management Systems. Every item is thoroughly quality checked during assembly and again at dispatch.

Depending on the individual, durability of the product will vary. Contributing factors that would increase noticeable wear and tear to the product include, but are not limited to – spasms and hard impact or constant, convulsive movements relating to muscular contractions or when used in a more challenging environment. In these cases we would expect and recommend the products are replaced every 12 months. Those users who remain in a static or in a less active position may expect to see less wear of the product. For these reasons we recommend regular checking of the product for wear and tear is carried out.

Care should also be taken to follow this User Information Guide to ensure the products are maintained according to instructions. The covers should be removed and sanitised immediately and replaced regularly for those that require support with continence, perspiration or any other excessive body fluids. Replacement covers can be ordered, and care should be taken when putting them on (see note of instructions). Our products should always be used with the correct cover.

We strongly advise seeking guidance from a healthcare professional to ensure the product is assessed suitable to the individual needs and the use is regularly monitored.

Returns Policy

Due to health and hygiene reasons we cannot accept returns, offer full refunds or exchanges for items that have been opened and / or removed from the original C&S Seating packaging. Please ensure you have ordered the correct item before opening and removing from the packaging.

In addition to your legal rights; if you have simply changed your mind, we will offer a full refund, credit or exchange goods that we receive back unopened in the original C&S Seating packaging within 30 days of delivery. Please contact the office with your invoice number for advice on how to return your goods. You will still be charged for delivery and / or collection if you have changed your mind.

If you believe your item has arrived damaged – please contact the office immediately.

C&S seating

catalogue photographed and designed by WaltonCreative.com

**postural
control for
disability**

REVISION JANUARY 2024 LB